

Biresin® CR134 FR Composite resin system

Product Description

Biresin® CR134 FR is a filled epoxy resin system suitable for the production of fire resistant high performance fibre reinforced composites with thermal properties up to 130°C. When used with carbon fibre reinforcement Biresin® CR134 FR allows the fabric structure to be seen.

Application Areas

Biresin® CR134 FR is especially suited to the hand lay-up process and can be used in the general industrial composite and tooling where higher thermal resistance and fire retardance are needed. Biresin® CR134 FR has particularly good wetting properties compared to other filled flame retardant systems.

Features / Advantages

- Flame retardant: UL94 V-0 Classification with Biresin® CH132-5 hardener (B)
- 3 hardeners (B) give a wide range of processing times
- Good impregnation and good non-draining properties due to optimized mixed viscosity for wet lay-up
- Glass transition temperatures up to 135°C dependent on curing conditions
- Hardeners (B) are pigmented blue to assist in mixing and to help see what and where has been laminated

Physical Data		Resin (A)		Hardener (B)	
Individual Components		Biresin® CR134 FR	Biresin® CH132-2	Biresin® CH132-5	Biresin® CH132-7
Mixing Ratio, parts by	Weight	100	23	24	27
Mixing Ratio, parts by	Volume	100	30	32	36
Colour		white		blue	
Viscosity, 25°C	mPa.s	~3,000	<10	<10	~20
Density, 25°C	g/ml	1.23	0.95	0.93	0.93
		Mixture			
Potlife, 100 g / RT, approx. values	min	60	115	150	
Mixed viscosity, 25°C, approx. values	mPa.s	900	1,000	1,000	

Processing

- The material and processing temperatures should be in the range 18 - 35°C.
- The mixing ratio must be followed accurately to obtain best results. Deviating from the correct mix ratio will lead to lower performance.
- Before demoulding precuring of at least 2 h at 60°C is recommended.
- The final mechanical and thermal values are dependent on the applied postcuring cycles.
- It is recommended to clean brushes or tools immediately after use with Sika Reinigungsmittel 5.
- Additional information is available in "Processing Instructions for Composite Resins".

Postcuring

The suitable cure cycle and the attainable mechanical and thermal values depend on various factors, such as laminate thickness, fibre volume, reactivity of the resin system etc.

An appropriate cure cycle could look as follows:

- Heat-up rate of ca. 0.2°C/Minute until approx. 10°C below the required glass transition temperature (Tg)
- Followed by a dwell at that temperature of between 2 and 12 hours.
- Part(s) should then be cooled at ~0.5°C per minute

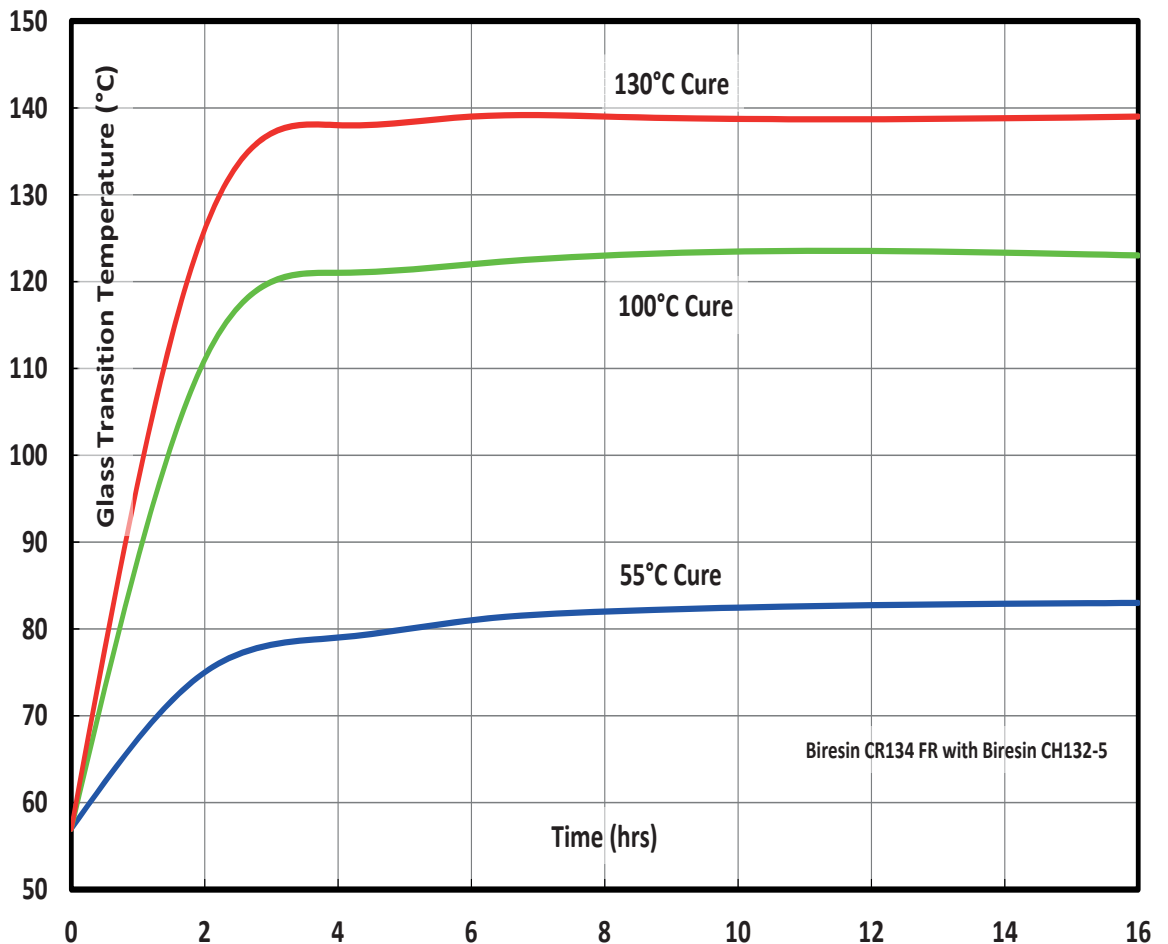
The specific postcure should be adapted to the required technical and economic requirements.

To measure the mechanical performance of the resin system a SikaAxson standard cycle is used to ensure that the full Tg potential of the system in question is reached.

Typical Mechanical Properties of Fully Cured Neat Resin, values after 8 h / 125°C					
Biresin® CR134 FR resin (A) with hardener (B) Biresin®			CH132-2	CH132-5	CH132-7
Tensile strength	ISO 527	MPa	62	65	58
Tensile E-Modulus	ISO 527	MPa	3,050	3,050	2,900
Elongation at break	ISO 527	%	3.3	3.9	3.0
Flexural strength	ISO 178	MPa	116	110	109
Flexural E-Modulus	ISO 178	MPa	3,350	3,250	3,250
Compressive strength	ISO 604	MPa	114	118	112
Density	ISO 1183	g/cm ³	1.22	1.22	1.22
Shore hardness	ISO 868	-	D87	D87	D86

Typical Thermal Properties of Fully Cured Neat Resin, values after 8 h / 125°C					
Biresin® CR134 FR resin (A) with hardener (B) Biresin®			CH132-2	CH132-5	CH132-7
Heat distortion temperature	ISO 75B	°C	124	134	126
Glass transition temperature	ISO 11357	°C	125	132	129

Glass Transition Temperature vs. Cure Cycle



The test specimens were produced from 3 mm thick pure resin. Before the above postcuring, the samples were cured for 7 days at 23°C. When curing a composite part, the whole of the part (including the very middle of the laminate) needs to see the cure temperature.

Packaging (net weight, kg)

Biresin® CR134 FR resin (A)		200	10
Biresin® CH132-2 hardener (B), (blue)			2.8
Biresin® CH132-5 hardener (B), (blue)	900	180	2.8
Biresin® CH132-7 hardener (B), (blue)		180	3.2

Storage

- Minimum shelf life of Biresin® CR134 FR resin (A) is 24 month and of hardeners (B) Biresin® CH132-2, Biresin® CH132-5 and Biresin® CH132-7 is 12 month under room conditions (18 - 25°C), when stored in original unopened containers.
- After prolonged storage at low temperature, crystallisation of resin (A) may occur. This is easily removed by warming up for a sufficient time at a minimum of 60°C.
- Containers must be closed tightly immediately after use. The residual material needs to be used up as soon as possible.

Health and Safety Information

For information and advice on the safe handling, storage and disposal of chemical products, users shall refer to the most recent Safety Data Sheet (SDS) containing physical, ecological, toxicological and other safety related data.

Disposal considerations

Product Recommendations: Must be disposed of in a special waste disposal unit in accordance with the corresponding regulations.

Packaging Recommendations: Completely emptied packagings can be given for recycling. Packaging that cannot be cleaned should be disposed of as product waste.

Value Bases

All technical data stated in this Product Data Sheet are based on laboratory tests. Actual measured data may vary due to circumstances beyond our control.

Legal Notice

The information, and, in particular, the recommendations relating to the application and end-use of Sika products, are given in good faith based on Sika's current knowledge and experience of the products when properly stored, handled and applied under normal conditions in accordance with Sika's recommendations. In practice, the differences in materials, substrates and actual site conditions are such that no warranty in respect of merchantability or of fitness for a particular purpose, nor any liability arising out of any legal relationship whatsoever, can be inferred either from this information, or from any written recommendations, or from any other advice offered. The user of the product must test the product's suitability for the intended application and purpose. Sika reserves the right to change the properties of its products. The proprietary rights of third parties must be observed. All orders are accepted subject to our current terms of sale and delivery. Users must always refer to the most recent issue of the local Product Data Sheet for the product concerned, copies of which will be supplied on request.

Further information available at:

Sika Deutschland GmbH

Subsidiary Bad Urach

Stuttgarter Str. 139

D - 72574 Bad Urach

Germany

Tel: +49 (0) 7125 940 492

Fax: +49 (0) 7125 940 401

Email: tooling@de.sika.com

Internet: www.sika.com




Exova Warringtonfire
Holmesfield Road
Warrington
WA1 2DS
United Kingdom

T : +44 (0) 1925 655116
F : +44 (0) 1925 655419
E : warrington@exova.com
W: www.exova.com



UL-94



Vertical Burning Test For Classifying Materials V-0, V-1 Or V-2

A Report To: Sika Deutschland GmbH

Document Reference: 327245

Date: 12th April 2013

Issue: 2

Page 1

Testing
Advising
Assuring



Executive Summary

Objective To determine the performance of the following material when tested in accordance with Section 8 - "50W (20mm) Vertical Burning Test for Classifying Materials V-0, V-1 or V-2" of UL94 - 'Test for Flammability of Plastics Materials for Parts in Devices and Appliances'.

Generic Description	Product reference	Thickness	Density
Flame retardant grade epoxy resin system	"Biresin CR134FR"	4mm	1.22g/cm ³
Please see page 5 of this test report for the full description of the product tested			


Test Sponsor Sika Deutschland GmbH, Stuttgarter Str. 139, D-72574 Bad Urach, Germany

Test Results: When the test results are assessed using the test criteria specified in the Standard, the material, when tested at a nominal thickness of 4mm, is classified as "V-0".


Date of Test 2nd April 2013

Reason for revision This document replaces issue 1 (dated 8th April 2013) of the same number which has been withdrawn. The Exova Warringtonfire measured density and thickness values included on page 5 of the issue 1 report were stated incorrectly. These values have been amended in this issue 2 report.

Signatories



Responsible Officer
T. Mort *
Senior Technical Officer



Authorised
M. Dale *
Deputy Operations Manager

* For and on behalf of **Exova Warringtonfire**.

Report Issued: 12th April 2013

This version of the report has been produced from a .pdf format electronic file that has been provided by **Exova Warringtonfire** to the sponsor of the report and must only be reproduced in full. Extracts or abridgements of reports must not be published without permission of **Exova Warringtonfire**.